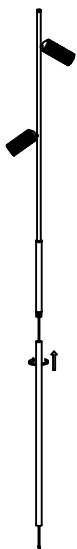
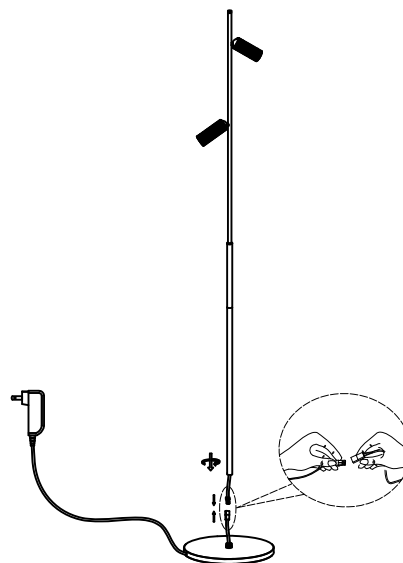


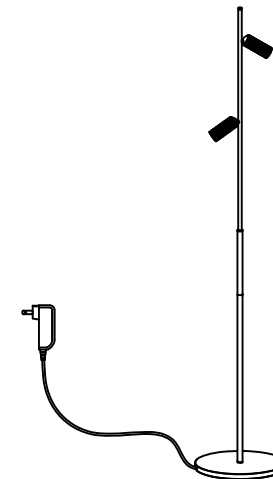
1



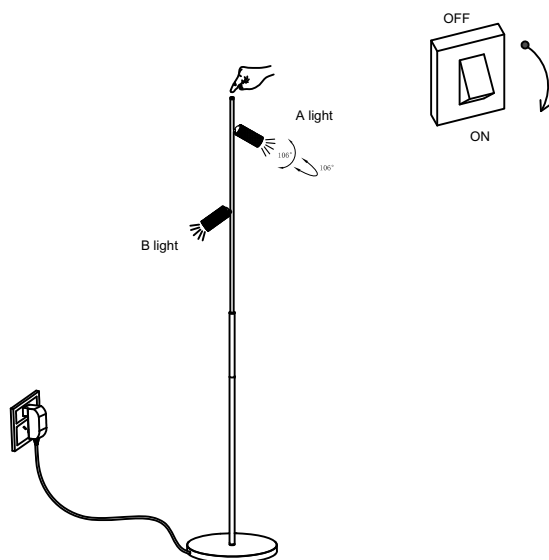
2



3



4



Function Description:

1. Press dimming button for the first time, turn on the power, A light (main light) on.
2. Press dimming button for the second time, turn on the B light (auxiliary light) and A light (main light) off in the same time.
3. Press dimming button for the third time, turn on A&B light in the same time .
4. Press dimming button for the fourth time, turn off all lights.
5. Adjust the light brightness cycling by hand staying in sensor area.